

# PictureTools: Feasibility Testing of Behavior Support Software for Young Children

Katherine Mitchem, California University of Pennsylvania

Gail Fitzgerald, University of Missouri

## EPSS

Electronic Performance Support Systems (EPSS) tools are new kinds of software to help students take control of their learning, behavior, and problem solving to improve success in school and to plan for transition.

The goal of an EPSS is to provide necessary supports to ensure independent learning and performance at the moment of need.

The tools are research-based on principles of cognitive-behavior change and strategic learning.



## PictureTools

PictureTools are designed for pre-reading children and require minimal reading and no typing. Instead of typing, children select pictures from a photo library. Adults may insert their own digital photos into the library.

Examples of each tool are provided to help users create the tool cards. Once completed, the tool cards can be printed for use. Most tools provide self-monitoring options on the printed cards.

## Feasibility Study

### Participants

Four Kindergarten teachers (certified in elementary and special education) from a diverse, low SES, inner city school district and their students.

### Method

After a 2-hour training session in which teachers were introduced to PictureTools and had an opportunity to create some tools, teachers used PictureTools with individual students and with the class for a 6-week period during the second semester.

Teachers provided samples of tools created, and completed a weekly Usage Log and a satisfaction survey at the end of the study.

### PictureTools Usage Log

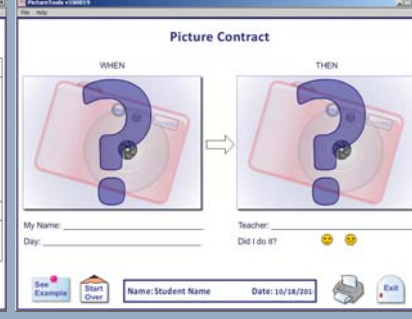
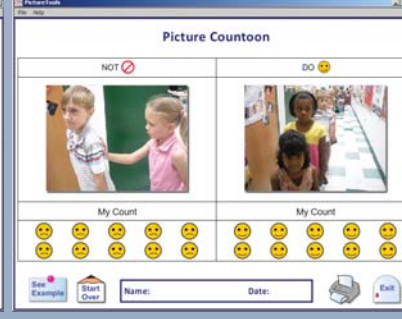

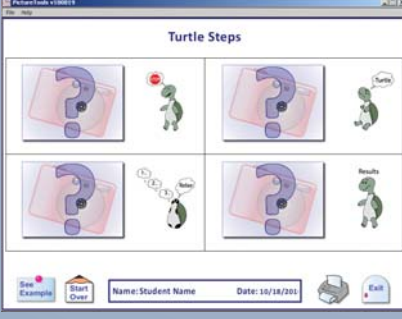
Date	Tool Used	Comments about This Tool Use
		<i>Purpose for using?</i>
	How many students used this tool? Individuals Small Group Whole Class	<i>How did this work?</i>
	What students used this tool? Gen Ed At-Risk Disabilities	<i>Would you use this tool again?</i>
	<i>What would you do differently for implementation?</i>	

### Findings

- Teachers provided samples of 8 of 10 tools. Turtle Steps and Picture Contract were the only Tools not used.
- Most frequently used tools were Goal Card, Do It Steps, Do-It Mark-It, and Picture Countout.
- All teachers reported that tools were easy to use and helped students to learn and behave better in school.
- Two teachers noted that the Red Light Green Light was confusing to students as they use a version of this in their school that goes from green to red as students display inappropriate behavior.
- Teachers requested additional tools for tattling, bullying, and social skills.

### Teacher Satisfaction Survey

	No	Maybe	Yes
1. Do you like the tools you made during feasibility study period?			
2. Would the tools be easy for students to make?			
3. Would you like to explore more tools to use at school?			
For your use of PictureTools...			
4. Did the pictures help students understand the tools?			
5. Was it easy for students to add pictures to their tools?			
6. Was it easy for students to remove pictures from their tools?			
7. Did the examples help students make tools?			
8. If you added pictures to the picture library, was it easy?			
9. Do you like the way the tools look when printed?			
10. Did the tools help students learn better in school?			
11. Did the tools help students behave better in school?			
12. As a teacher, will you continue to use these tools in class?			
13. Do you feel the tools are good for students with disabilities?			
14. Do you feel the tools are good for students without disabilities?			
15. Would you like to have the tools on your classroom computers?			
How can we make these tools better?			
How can we support teachers in using these tools with students?			



This research was funded in part by Steppingstones Project #H327A080036 from the United States Department of Education.

<http://kidtools.org>